

TIME

—

BASIC

1 | TIME
BASIC



FINITURE:
ROVERE NATURALE - LAVA SUPERMATT











ROVERE NATURALE






2 | TIME
BASIC



FINITURE:
ROVERE GRIGIO MARA - PETROLIO AL335 - MODULI A GIORNO LACCATO RAL 1024







The image shows a close-up of a dark grey wood grain texture. The grain is vertical and runs through the entire frame. There are several small, dark knots and imperfections scattered throughout the wood. The lighting is even, highlighting the natural texture of the wood. In the bottom right corner, there is a small inset image showing a different perspective of the wood, possibly a joint or a different section of the same material.

ROVERE GRIGIO MARA



3 | TIME
BASIC



FINITURE:
TORTONA NATURALE - BIANCO SUPERMATT







TORTONA NATURALE





4


TIME
BASIC



FINITURE:
GLADSTONE OAK - LAVA SUPERMATT -
KASCHMIR OPACO - MODULI A GIORNO LACCATO RAL5007







GLADSTONE OAK





5

TIME
BASIC



FINITURE:
FLATWOOD BIANCO - BIANCO SUPERMATT - MODULI A GIORNO LACCATO QUARZO









FLATWOOD BIANCO

6

TIME
BASIC





FINITURE:
ROVERE RUSTICO - KASCHMIR OPACO - MODULI A GIORNO LACCATO GRAFITE OPACO 972













Helich
INTERNATIONAL

A vertical rectangular inset on the left side of the page shows a magnified view of the wood grain, highlighting the texture and natural imperfections of the rustic oak.

ROVERE RUSTICO



FINITURE:
BIANCO SUPERMATT - LAVA SUPERMATT











TIME BASIC

TIME BASIC

Anta MDF sp.22 mm classe A rivestita in polimerico tinta legno o opaco con **interno bianco**.

Le finiture legno hanno senso vena verticale.

Door MDF th.22 mm class A covered with wood or matt polymeric **inside in white colour**. The finish wood have vertical grain direction.

FINITURA OPACA

Matt finishes



AL 18
MAGNOLIA
OPACO
MAGNOLIA
MATT

PA 15
VERDE
SCURO
OPACO
DARK GREEN
MATT

HR105
ANTRACITE
OPACO
ANTHRACITE
MATT

AL 16
ROSSO
OPACO
RED
MATT

AL 295
KASCHMIR
OPACO
KASCHMIR
MATT

FINITURA SUPERMATT

Supermatt Finishes



AL 105
BIANCO
SUPER MATT
WHITE
SUPER MATT

AL 260
BEIGE
SUPER MATT
BEIGE
SUPER MATT

AL 205
GRIGIO
SUPER MATT
GREY
SUPER MATT


AL 120
OCRA
SUPER MATT
OCHER
SUPER MATT

AL 335
PETROLIO
SUPER MATT
PETROLEUM
SUPER MATT

AL 153
LAVA
SUPER MATT
LAVA
SUPER MATT

FINITURA LEGNO

Wood Finishes



IL 350
BIANCO
MELINGA
WHITE
MELINGA

IL 390
LARICE
BIANCO
MELINGA
WHITE LARCH
MELINGA

IL 440
NOCE
CHIARO
MELINGA
LIGHT WALNUT
MELINGA

IL 445
NOCE SCURO
MELINGA
DARK WALNUT
MELINGA

IL 330
WENGÉ
MELINGA
WENGÉ
MELINGA

LH 720
TRANCHÉ
ROV.
CHAMPAGNE
OAK CHAMP.
TRANCHÉ

IL 570
GLADSTONE
OAK
GLADSTONE
OAK

HR 40
YELLOW PINE
CHIARO
LIGHT
YELLOW PINE

HR 45
YELLOW PINE
MEDIO
MIDDLE
YELLOW PINE

IL 580
FLATWOOD
SABBIA
FLATWOOD
SABBIA

AL 360
OLMO
COTTO
BURNT ELM

HR 140
ROVERE
NATURALE
NATURAL OAK

AL 275
ROVERE
GRIGIO
MARA
MARA GREY
OAK

LH 710
TRANCHÉ
ROVERE
VISONÉ
TRANCHÉ
OAK MINK

IL 575
FLATWOOD
BIANCO
FLATWOOD
WHITE

AL 365
TORTONA
NATURALE
NATURAL
TORTONA

HR 145
ROVERE
RUSTICO
OAK RUSTIC

IL 435
ROVERE
CENERE
OAK ASH

N.B. SU TALE MODELLO IL SENSO VENA DELLE FINITURE LEGNO È VERTICALE. SUI RESTANTI MODELLI IN POLIMERICO (MODULO 2.0 - FUTURA - ONDA) IL SENSO VENA RIMANE ORIZZONTALE.

N.B. In this model the sense of wood finishes vein is vertical. The remaining models, in polymeric (Modulo 2.0 - Futura - Onda) the vein sense remains horizontal

ANTA VETRO ECO

GLASS DOOR ECO



TELAIO ALLUMINIO
ANTA VETRO ACIDATO
ALUMINIUM FRAME
ETCHED GLASS



TELAIO GRAFITE
ANTA VETRO ROUND
GRAPHITE FRAME
ROUND GLASS

*con maggiorazione di prezzo
*with add price

ANTA VETRO LUX CON MANIGLIA INTEGRATA


GLASS DOOR LUX



ALLUMINIO VETRO ACIDATO
ETCHED GLASS OR LACQUARED




VETRI LACCATI
LACQUARED GLASS DOORS



BIANCO
WHITE

AVORIO
IVORY



ALLUMINIO
ALUMINIUM

NERO
BLACK

*con maggiorazione di prezzo
*with add price